

90° Asymmetrical Beam Antenna

HORN ANTENNA WITH TWISTPORT™ CONNECTOR

90° Asymmetrical Horn TP Antenna combines the best of both worlds - a high gain of a traditional sector antenna and zero side lobes of a horn. Its radiation pattern is wide in azimuthal and narrow in the elevation plane, greatly improving coverage planning options. 90° Asymmetrical Horn TP Antenna exceeds the traditional patch sector antenna thanks to the high stability of gain and radiation pattern in the whole band of operation. Outstanding noise rejection and precision of radiation pattern favor 90° Asymmetrical Horn TP antenna for high-density AP clusters, in highly populated areas and dense co-location sites. HG3-TP-A90-V2 features our revolutionary TwistPort™ connector, a patent-pending twist-and-lock waveguide port. TwistPort™ is virtually lossless and embodies a complete shift of paradigm in wireless network scalability and convenience of deployment. 90° Asymmetrical Horn TP Antenna supports a wide range of third party mainstream radios with our TPA TwistPort™ Adaptor.



The V2 version of the antenna features all new mounting bracket that is lighter and stronger. Stainless steel hardware comes with black coating that prevents hardware seizing.

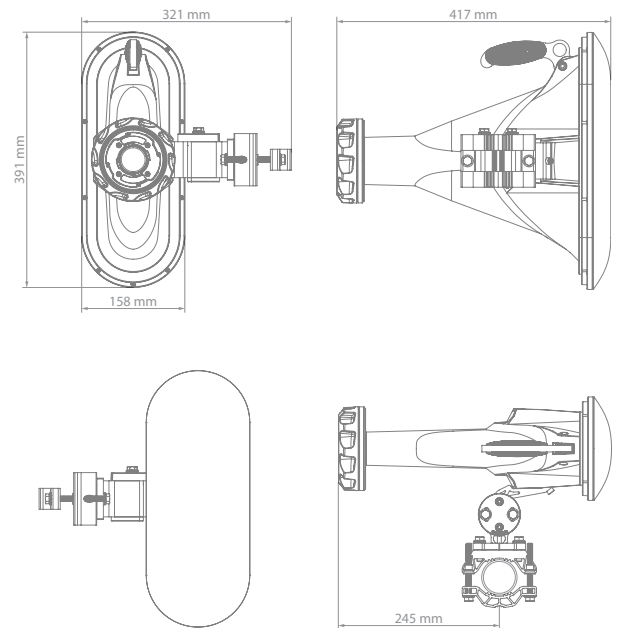
TECHNICAL DATA

Antenna Connection	TwistPort™ - Quick Locking Waveguide Port
Antenna Type	Horn
Materials	UV Resistant ABS Plastic, Polycarbonate, HDPE, Aluminium, Stainless Steel
Environmental	IP55
Pole Mounting Diameter	40-80 mm (we recommend as close to 80mm as possible)
Temperature	-35°C to +60°C (-31°F to +140°F)
Wind Survival	160 km/hour
Wind Loading	76 N at 160km/h
Mechanical Adjustment	± 20° Elevation, ± 20° Azimuth
Weight	5.3 Kg / 11.6 lbs – single unit* 7.2 Kg / 15.9 lbs – single unit incl. package*
Single Unit	Retail Box: 485 x 420 x 190 mm / 19 x 16.5 x 7.5 inch*

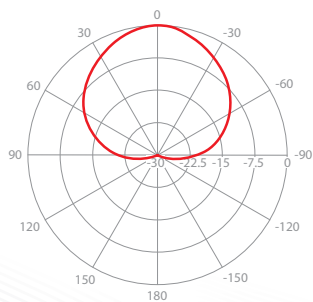
PERFORMANCE

Frequency Range	5180 - 6000 MHz
Gain	16 dBi
Azimuth Beam Width -3 dB	H 60° / V 60°
Elevation Beam Width -3 dB	H 16° / V 16°
Azimuth Beam Width -6 dB	H 90° / V 90°
Elevation Beam Width -6 dB	H 25° / V 25°
Beam Efficiency**	90%
Front-to-Back Ratio	30 dB

PRODUCT DIMENSIONS

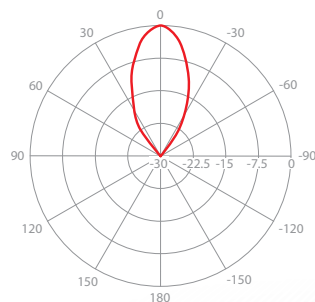


AZIMUTH PATTERN



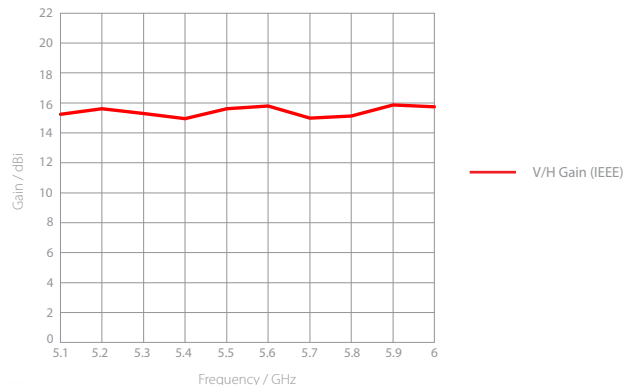
V/H - Port Pattern Azimuth 5.6 GHz

ELEVATION PATTERN



V/H - Port Pattern Elevation 5.6 GHz

GAIN



*Subject to change **Beam efficiency defined up to first null